



PILLARS

M O S Q U E

DEVOTION • EXCELLENCE • SERVICE

2025 Financial Year in Review

Financial Highlights-Year 2025

\$2.70M

Total Revenue

\$8.5M

Capital Spend
(Construction)

\$726K

Cash on Hand
(Dec 31)

\$1.36M

Total Operating Expenses

Balance Sheet Snapshot- Dec 31st, 2025

\$14.8M

Total Assets

\$7.2M


Total Liabilities

\$7.6M


Net Equity

2025 Revenue Overview

Total 2025 Revenue: \$2,701,417

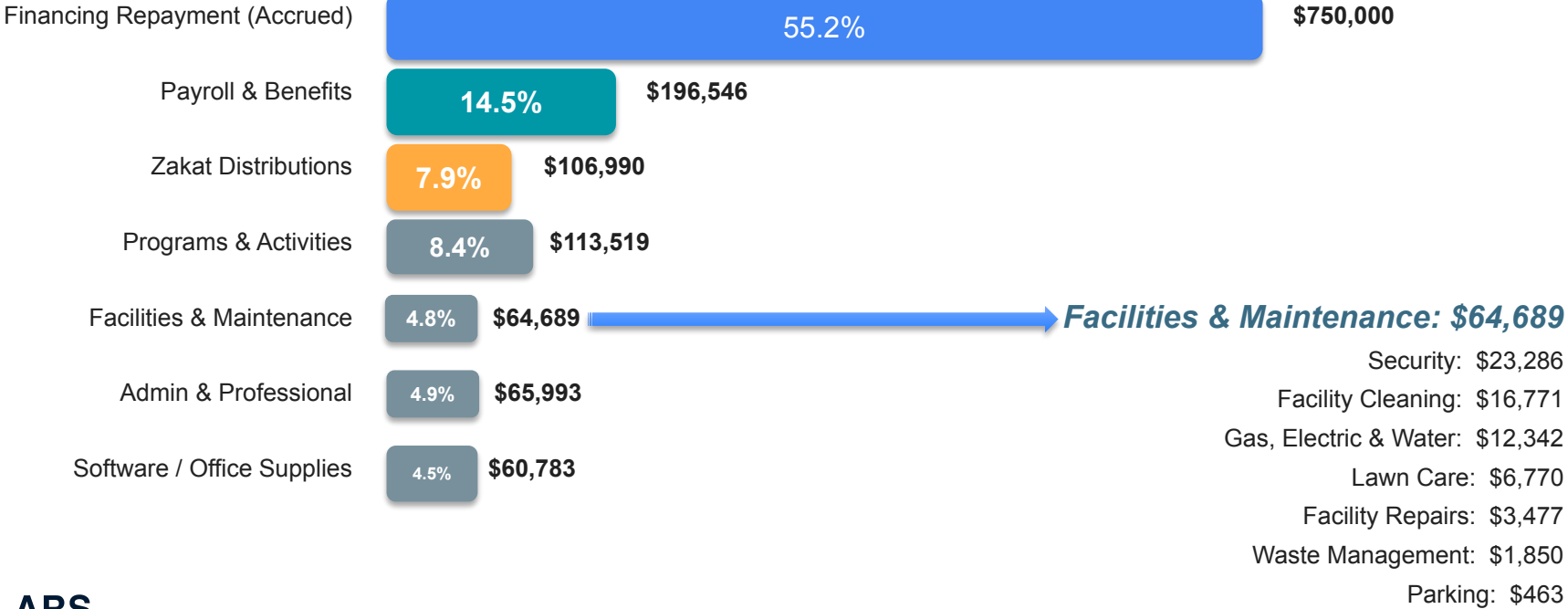


Contributions & Donations: \$2,300,336 (85.2%) Programs & Activities: \$222,877 (8.2%) Zakat (Restricted): \$178,204 (6.6%)



Operating Expenses

Total 2025 Operating Expense: \$1,358,519



Capital Expenditures-Construction

\$8,524,463

Total Capital Spend 2025

